

Message from Your President

Happy Spring!


We've just finished our 3-month study of the Foundational hand, and the progress made by participants was fantastic! Thanks to Kathy Sullivan, Cheryl Cary, Kay Dingwell and Cindy Huwe for teaching. We welcome your feedback on the format of a 3-month study. Contact Cecelia at chasnlife@aol.com.

The second quarter of 2014 will kick off at our April meeting with Cindy Huwe and colored pencils. May will feature Renee Jorgensen and a contemporary decorated capital and June will highlight our small groups. Check out the Gatherings tab for more information and the eDigest for materials to bring.

Yves Leterme was here from Belgium in March to teach two workshops. You'll find a review of each workshop in this newsletter. Thanks, Margie!

We welcomed two new members in February. We're so glad to have Patti Lane and Liz Sexton as part of the guild. We're thrilled with new blood!

While you're busy with your spring cleaning, don't forget your studio. We'll be having a "garage sale" at our June meeting where you can sell your gently-used supplies and books.



my work from Yves' workshop

Mark your calendars for our summer meetings. You won't want to miss them!

Blessings!
Cecelia

Board of Directors 2014

President

Cecelia Harris
chasnlife@aol.com

Vice-President

Kathie Hutchison
kkirish2@gmail.com

Secretary

Tammi Jo Klajnbart
klajnbarbts@gmail.com

Treasurer

Sherry Weaver
swscribe@msn.com

Communications

Candy Entingh
centingh@compassion.com

Workshops

Cheryl Cary
ccscribe80@gmail.com

Outreach

Leslie Boehm
leslieboehm@comcast.net

Our website

www.summitscribes.org

calendar

Upcoming Copperplate Four Week class (classes full)

This four week class will begin with the basic strokes to lower case and onto capitals and flourishing. Classes will be Wednesday evenings (4/2, 4/9, 4/16, 4/23) from 6:30 p.m. to 8:30 p.m. and Thursday afternoons (4/3, 4/10, 4/17 & 4/24) from 3:00 p.m. to 5:00 p.m. at my home 1446 N. Chestnut St. 510-6723. Material list is your favorite oblique pen holder, nib and ink. I will provide the paper but you're welcome to bring paper to try out if you would like. The cost of a 4 week class (2 hour sessions) is \$60. If a guild member attends all 4 sessions of the class, they will be reimbursed \$20 by the guild. Your check for \$60 made payable to Sherry Weaver will reserve your place in the class. More information will be sent by email to those attending the class. Any questions please give Sherry a call 510-6723.

April Meeting

Mesa Hills Bible Church, Uintah & I-25
Colored Pencils with Cindee Huwe

May Meeting

Contemporary decorated lettering with Renee Jorgensen. Renee is an accomplished calligrapher and painter and botanical illustrator. She teaches at the Denver Botanical gardens.

May Uncial Four Week class - more info coming

Taught by Cindee Huwe



June Meeting

Our small groups will be sharing what they've been up to the past six months. We are also having a "garage sale". Bring anything art-related you'd like to sell, already priced, and we'll have fun sharing our treasures.

March

gatherings

At our March meeting we concluded our study of the Foundational hand. Cindee Huwe led the introductory class while Kathy Sullivan and Cecelia Harris continued the intermediate group. Sherry Weaver also gave a demo of Copperplate writing.



Liz Sexton



Kimmi Brown

Several guild members brought in work done during the month in their own private practice.



Kathy Sullivan

workshops

Drawn Capitals & Modern Versals with Yves Leterme
March 22-23, 2014

The announcement said, "Drawn Capitals & Modern Versals, all levels." Still, I was intimidated by the fact that the instructor, Yves Leterme, was a highly respected calligrapher from Belgium, that he gave a much-sought-after workshop at this year's International Calligraphy Conference, and that he created such beautiful lettering – extraordinary pieces of art – both traditional and contemporary. And it all looked effortless.

On Saturday morning, as everyone readied their workspaces with their tools, Yves turned on the overhead projector and demonstrated examples of what we would be working on. We used a lead pencil, paper, eraser and ruler almost exclusively throughout the two-day workshop. If I made a line I wasn't happy with, I could easily erase it and try it again. The pressure was off.

What really impressed me was how slowly, how deliberately he made his letters. They really were "drawn," as the class title suggested. We started small and with simple stuff - like drawing the letters of the alphabet and making them look up, down, heavy, light. He kept reminding us to slow down and take our time as we formed our letters. And I observed his patient lettering over and over throughout the weekend as he slowly drew careful letters projected up on the screen.

When he came around to each of us periodically to see what we had done, he took time to show us how we could modify our lettering to create something dynamic – some movement, weight, shift in attitude - by tightening or increasing the space between letters, making letters tilt up or down, making letters dance or sing or shine on the page. Letters were no longer static, but dynamic participants in conveying a particular message. How cool!

On Sunday afternoon, we used our ink and nib briefly. Then we went back to pencil. We tried new techniques, new ideas, experimented. We all had fun, laughed, and enjoyed lots of good snacks and the camaraderie of artful people. It was a good time and we all learned some things.

At the end of the workshop, Yves Leterme encouraged us to continue to experiment and practice. The process continues.

Margie Arnold

From Formal to Gestural with Yves Leterme
March 24 - 26, 2014

As a first for our guild, we held a 3-day master class. Yves guided ten brave souls through the process of creating gestural lettering. There may have been some crying, there may have been some under-the-breath swearing, but there was definitely a sense of excitement and play.

We spent the first day making quick, gestural marks - hovering in the air and then swooping down on the page to create the mark. We methodically began the process of slightly changing a short line of italic lettering bit by bit to move us further along the gestural path.

The second and third days led us deeper into the gestural world. We had successes and failures along the way, but our guide was unwavering and positive. All of us left with a new appreciation of the gestural process and distinct ways to move our work in that direction.

Cecelia Harris

newsy bits

Service Project - Please bring the "fronts" of any Christmas cards, birthday or get well cards that you would normally throw away after. Tammi Jo Klajnbart will collect them and send them off to St Jude's so they can repurpose them.



April Birthdays: Kelly W, 4/4; Kathy S, 4/12; Jennifer S, 4/25; Jacque T, 4/27

May Birthdays: Karen S, 5/3; Melinda C, 5/13; Cheryl C, 5/14; Karen Mc, 5/16

STUDY ART AND CALLIGRAPHY IN ITALY

Enjoy a sketching, painting, calligraphy, art adventure in Umbria, Italy with Sharon Zeugin and Sherrie Lovler. UMBRIA SKETCHBOOK: PORTAL FOR DISCOVERY will take place at La Romita School of Art September 22-October 6, 2014. For more information contact Sharon Zeugin: sharonzeugin@yahoo.com or see the registration form: www.artandpoetry.com/laromita.pdf.

With sketchbooks in hand, we will explore the Umbrian hill country. In villages, cities and ancient ruins we will mindfully sketch, paint, write what personally compels us; engaging with our surroundings as participants, not simply tourists. There are no prerequisites for this course other than curiosity and a spirit of adventure. All levels of art experience are welcome! The pace will be relaxed, with alternating days spent in the studio, and out and about Umbria. Our home for two weeks will be the converted monastery, La Romita, which boasts three chefs who will treat us daily to healthy, home-cooked meals. Special dietary needs can easily be accommodated. Rooms are homey and comfortable. The art studio (the former chapel) is open 24 hours. Daily class instruction will include exercises in mindful drawing, integrating sketching/drawing and watercolor painting with informal, cursive Italic calligraphy and handwriting. Participants will have the opportunity to create a hand bound journal of their experience in Umbria.

Sharon Zeugin and Sherrie Lovler are veteran artists and travelers who have taught many workshops throughout the USA, Canada.

Don't Miss Out!

Legacies II, the 33rd International Calligraphy Conference will be held in Dallas, TX, July 19 - 26, 2004 at the Renaissance Dallas Richardson Hotel. Get all the details at <calligraphyconference.com>